Multi-Band Antenna EPI (12 port)

6ft / 65°

Electrical Specification

Product Number		EPBQ-654L8H6-L2-EPI					
Frequency Range (MHz)		R1, R2		Y1, Y2, Y3, Y4			
		698 ~ 806	806 ~ 894	1695 ~ 1850	1850 ~ 1910	1910~ 2180	2300 ~ 2400
3 dB Beam-Width	Horizontal	66°	64°	60°	58°	62°	61°
	Vertical	12.6°	12.2°	10.9°	10.3°	9.5°	9.0°
Gain (dBi)		14.7	15.5	15.6	16	16.1	16.1
Electrical Down Tilt Range		2° ~ 16°		2° ~ 12°			
1st Upper Side Lobe Suppression		> 16 dB					
Front-to-Back Ratio		> 25 dB					
Polarization Type		± 45°					
Cross-Polar Discrimination (XPD)	Boresight	> 15 dB					
	± 60°	> 7 dB					
Input Maximum CW Power (W)		400			300		
Impedance (Ω)		50					
VSWR		≤ 1.5 : 1					
Port Isolation	Intra Array	≥ 25 dB					
	Inter Array	≥ 25 dB, Co. Pol		≥ 30 dB, Co. Pol			
	Inter Band	698 ~ 894 MHz // 1695 ~ 2180 MHz : > 30 dB 698 ~ 894 MHz // 2300 ~ 2400 MHz : > 30 dB					
Passive Intermodulation, IM3 (@2 x 43 dBm)		≤ - 107 dBm					

Mechanical Specification

Dimension (W x D x L)	533 x 160 x 1854 mm (21 x 6.3 x 73 inch)
Antenna Weight	32.3 kg (71.2 lbs) / Without Clamp
Adjustable Clamp Weight	6.4 kg (14.1 lbs)
Fixed Clamp Weight	1.9 kg (4.1 lbs)
Max. Wind Speed	67 m/s (0 mph)
Wind Load (@100 mph), Front / Side / Rear	1306 N / 376 N / 995 N (0 lbf / 0 lbf / 0 lbf)
Connector (Type / Position)	12 x 4.3-10 (Female) / Bottom
Operating Temperature	-40℃ ~ +70℃

Front / Side / Back View







Pattern

698 ~ 894 MHz

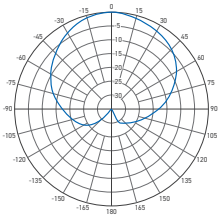

Horizontal

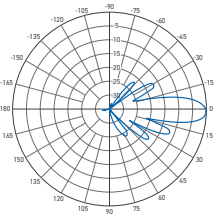

Vertical

1695 ~ 2400 MHz (Y1, Y2)

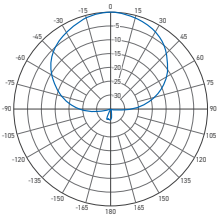

Horizontal

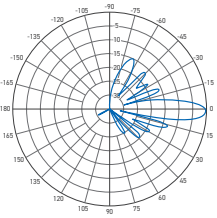

Vertical

1695 ~ 2400 MHz (Y3, Y4)

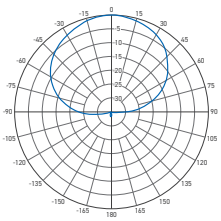

Horizontal

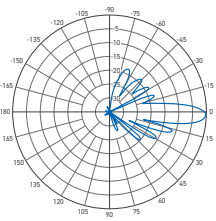

Vertical

Block Diagram

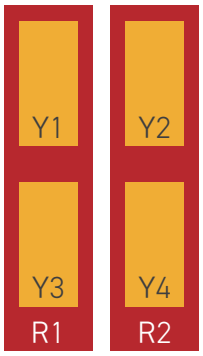

Antenna Bottom

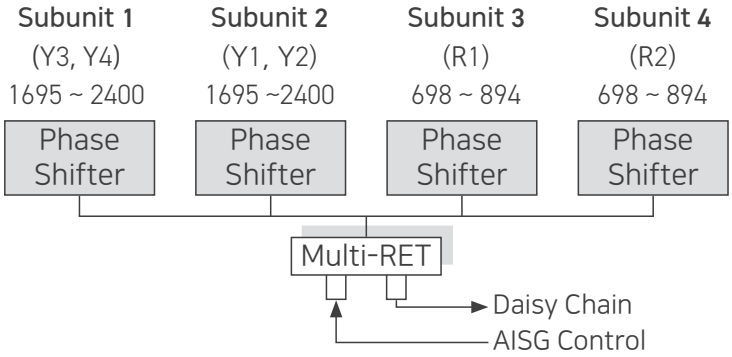

Correlation Table

Frequency Range	Array	Connector
698 ~ 894 MHz	R1	4.3 ~ 10 Female
698 ~ 894 MHz	R2	4.3 ~ 10 Female
1695 ~ 2400 MHz	Y1	4.3 ~ 10 Female
1695 ~ 2400 MHz	Y2	4.3 ~ 10 Female
1695 ~ 2400 MHz	Y3	4.3 ~ 10 Female
1695 ~ 2400 MHz	Y4	4.3 ~ 10 Female

Bottom View

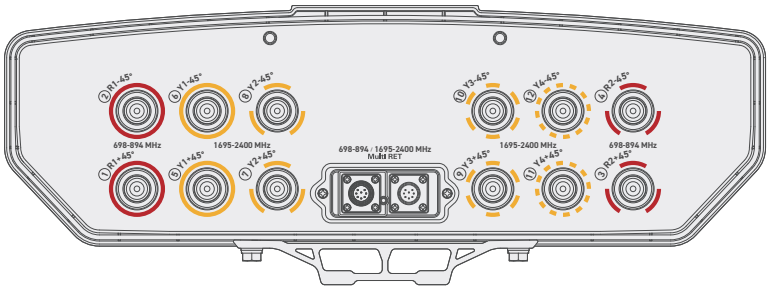

Note

- Gain can vary and the values stated are typical.
- Environmental Compliance: IP65 for Radome & IP67 for Connectors.
- RET Motor Configuration : Field Replaceable RET Electronic Control Module.
  : RET Motor is internal to antenna & not field replaceable.
- Compliant with AISG : AISG 2.0.
- Accessory : Standard Mounting Kit is included.
  (Mechanical Down Tilt, KCLDM1A47000 is sold separately)